



All About Animals Rescue Trap Neuter Return Class Handouts

TNR Program Facts - p 1

Post-Surgery Discharge Instructions - p 2

Winter Shelter Tips - p 3

Feline Deterrents - p 4

Presentation Slides - p 5 - 17

All About Animals Rescue depends on [public support](#) from those who want to change the lives of the vulnerable. To learn more about our 501 (C)(3) nonprofit animal welfare donor centered organization, leaving your legacy through [charitable estate planning](#) or how you can help a pet get care, please visit the rescue at www.allaboutanimalsrescue.org



ALL ABOUT ANIMALS RESCUE

TNR Program Facts

\$25 SPAY/NEUTER INCLUDING FREE RABIES AND EARTIP
\$25 PRICING REQUIREMENTS

Please check the website as program changes may occur with short notice.

<https://allaboutanimalsrescue.org/stray-cats>

1. Community Cats class Certified Feral Cat Caretaker number presented at time of surgery check in.
2. You may bring up to 3 TNR cats at a time without an appointment per person/colony.
Warren check in: Monday and Tuesday. 9 - 9:30 am preferred (8 - 10 am available).
Flint check in: Tuesday and Thursday. 8:30 - 9 am preferred (8:30 - 10 am available).
Pick up: Next morning 7:15 am. Please allow extra time for the check in/out process.
3. Payment is made at time of surgery check in. Cash or credit cards accepted. No checks.
4. **Cats must be in a live trap. Trap must be completely covered with a blanket or sheet, etc.**
5. One cat per trap.
6. Cat must weigh a minimum of 2 pounds **AND** be 8 weeks or older.
7. **Cats will be eartipped, no exceptions** (at no additional cost).
8. Cats will receive a rabies vaccine if they are 12 weeks or older (at no additional cost). Cats will receive an FVRCP vaccine at no additional cost when grant funding allows.
9. Please note: Pregnant females should be kept for 48 hours after surgery (out of the elements) and monitored. If TNRing in winter, cats must have insulated shelter to return too.

FAQ:

1. **Currently up to 3 traps are loaned for up to 1 month at a time. Please be courteous and return equipment quickly for others' use. Trapping equipment requires a deposit of cash or credit card. Deposit is forfeit and equipment will be considered purchased if not returned by close of day on the due date. We will alert you by phone, email or a letter before charging you and confirm the charge with you. We prefer the traps back over charging!**
2. Tru-Catch Traps & forks can be purchased at the Warren and Flint clinics. Traps \$75; Forks \$22.
3. Cats with fleas will be treated to \$5 Capstar to quickly kill live fleas for 24 hours.
4. Volunteer – can you consistently mentor others, trap and/or transport for spay/neuter, assist at the monthly TNR training classes, feed a colony or foster friendly adults and kittens? If you are interested, please mail cgarrett@allaboutanimalsrescue.org and specify TNR.
5. Cat shelter building/supplies greatly appreciated: Nashua aluminum foil tape, dry straw, fresh cat food. Large styrofoam cooler boxes: **Inside** measurements minimum of 15" L x 15" W and 14" H; 2" or more thick preferred. Thank you!

AAAR contact information: tnr@allaboutanimalsrescue.org or www.allaboutanimalsrescue.org

All About Animals Rescue
Spay/Neuter Clinic
23451 Pinewood Street
Warren, MI 48091
586-879-1745

All About Animals Rescue
Spay/Neuter Clinic
507 W Atherton Road
Flint, MI 48507
810-780-4978

All About Animals Rescue
Wellness Clinic
2660 Auburn #400
Auburn Hills, MI 48326
248-212-0781

All About Animals Rescue
Wellness Clinic
2038 Springwells Street
Detroit, MI 48209
586-879-1745



Post-Surgery Instructions For FERAL CATS

Pain relief/Sutures - Your feral cat was given two pain medication injections, Meloxicam and Buprenorphine. A small green tattoo line is on the stomach. Females- sutures are internal and will dissolve. Males - do not have sutures, but have a small incision to the scrotum; these will be healed completely by the time you release him.

After surgery, allow the cat to recover in the live trap - For the cat's safety and yours, DO NOT transfer the cat into another trap or carrier. The least amount of human contact makes for less stress and is better for the cat. It is much less stressful for them to stay in the trap. It is important that the recovery location is temperature controlled. A basement, bathroom or spare room usually works well. A garage may work if not too hot, cold or drafty. Place a tarp or plastic drop cloth lined with newspaper under the trap. A puppy pad or newspaper should be placed inside the trap to help absorb feces/urine. Cover traps loosely with a large towel or sheet so that the cat feels safer and leave some space through which the cat can get fresh air.

Monitor the cat – The cat should be fully alert when you pick them up and able to eat normally. Only check on them when feeding and cleaning. Monitor the cat's breathing, for possible bleeding and for other visible signs that indicate a change from its usual behavior. Keep children and other animals away from the area and avoid loud noises and music. Cats prefer it to be quiet and dark.

Provide food and water - Offer food and water as soon as possible. They will only have had a small meal while in our care. Use a trap divider “fork” to make cleaning & feeding safe. We have them available for loan. Do not open the trap or stick your fingers or hands in the trap without a trap divider. Keep the trap locked at all times. Lift the sheet up and uncover just the trap area you need access to. This will cause less stress for them and allow you access to the side you need. Cats will typically move to the darker/covered areas naturally.

Keep cats until they recover - In general, they need to be held one to two nights after surgery. The first night is with us. We suggest 1 night for males and 2 nights for females. Nursing mothers may be returned once completely conscious to care for their kittens. Make sure all cats are fully conscious, clear-eyed, alert and had a good meal before release. Sometimes special medical or severe weather circumstances require holding a little longer than 48 hours. In this case, transfer cat to a “holding pen” or large crate where litter can be provided.

Return the cats - Release the cat in the same place you trapped them. Place the covered trap up to a bush or something similar the cat can feel safe hiding behind or in. Pull back the cover some and give the cat a few minutes to get oriented. Open the trap door. The cat may hesitate a few moments before leaving the trap. This is no cause for alarm. Resume feeding on schedule and provide water. It is not uncommon for a cat to “disappear” for a few days once returned to their “home”. They will eventually return for meals. Adequate shelter from the weather should be provided and established prior to return.

Questions/Emergency

If there are any questions/problems/concerns, call/email us immediately at the clinic the cat visited.

Warren: 586- 879-1745; Flint: 810-780-4978; clinic@allaboutanimalsrescue.org

For after-hours emergencies, please contact an after-hours clinic. Please note, we are not affiliated with any other clinics and additional charges will apply.



ALL ABOUT ANIMALS RESCUE

23451 Pinewood Street, Warren, MI 48091

Warren Phone: 586-435-1745

507 W Atherton Road, Flint, MI 48507

Flint Phone: 810-780-4978

501(c)(3) Non-Profit organization

Tax I.D. # 20-3006686

**all about
animals**

No More Homeless Pets!

Winter Community Cat Shelter Tips

- Shelter sizing – shelter should be small enough to allow the cat’s body heat to help keep the shelter warm. Cat needs to be able to stand up and turn around. Too much space and the heat dissipates.
- The door hole is up high so when it snows/rains, it doesn't cover the entrance or flow into the hole.
- Fill shelters about 1/2 to 3/4 full of loose straw and make sure to mat it down a bit around the opening of the shelter so shelter is easy to get in. Tape the top on; all around the seam of the lid.
- Elevating the shelter on top of a pallet or bricks so it's not directly on the ground will be warmer.
- Face the door away from the wind/elements.
- Add something heavy to the top of the shelter to ensure it’s steady and doesn’t tip or blow over.
- Straw is the best material for bedding. Never use items that can retain moisture & freeze - cats can get frostbite and have been known to freeze to the material. Even condensation from kitty breathing while asleep can cause problems with materials that hold moisture. Make sure it's dry straw. If you think the straw is wet inside the shelter, change it out. Straw and hay are not the same thing. Remember “Straw is for Strays and Hay is for Horses”.
- You can add a ‘porch’ over hang over the door. A sturdy plastic pot or bucket with the bottom cut out works great. Door holes should be 5.5 to 6 inches. Any bigger means unnecessary exposure to the elements and other animals can get in. Any smaller and the cat may not be able to get in.
- Never feed inside of a shelter. Instead, make a separate covered feeding station. Cats require up to 20% more calories in winter and need to drink more water too!
- Having trouble getting them to go in? Try catnip on the entrance ledge and inside.
- Camouflage and hide your shelters. Neighbors and animal control don't want to see them.
The less visible the cat colony is, the safer the cats are.
- **And lastly, but most important – make sure all the cats are sterilized!**
To find out more about AAAR programs, services, adoptable pets, charitable estate giving, or the latest news, please contact us at www.allaboutanimalsrescue.org, join our email list, like us on Facebook, follow us on Twitter or call us at 586-879-1745 (Warren Clinic) 810-780-4978 (Flint Clinic).

Feline Deterrents

		<u>Item</u>	<u>How it Works/Notes</u>	<u>Cost</u>	<u>Manufacturers</u>	<u>Where to Purchase</u>
Motion Activated	↑ Most Effective	Ultrasonic Deterrent	Usually motion activated and emits an unpleasant sound that humans cannot hear.	\$\$\$	Bird-X "Yard Gard" / PestAway / PestBye / Yard Sentinel	Amazon/Local hardware
		Motion Activated Sprinkler	Can cover 1000sq/ft and multiple sprinklers can be linked to cover more area.	\$\$\$	Contech "Scarecrow" /Havahart/Orbit/PestBye	Lowes/HD/Amazon
		StayAway	Blast of compressed air to scare the cat. Good for porches/small areas.	\$\$	Contech	Amazon/Local hardware
Scent Based		<u>Citrus Based Items:</u> - Citronella (oil, plant, etc) - Orange/lemon/lime peels - Orange oil concentrate <u>Other Items:</u> - Raw onions/Vinegar - Chili powder - Oil of mustard - Coffee grounds - Rosemary + water	Cats are naturally deterred by citrus/spicy/bitter odors. These items should be sprayed or sprinkled around a fence-line or garden to deter cats.	\$	AG Organics/Havahart/various	Amazon/Local hardware/Grocery store/Greenhouse
		Scaredy cat herbs/flowers	Plant: marigold, coleus cania, rue, lavender, rosemary, penny royal, lemon thyme, geraniums, absenthe, green onions etc. Good for gardens/landscaping.	\$	Various	Local nursery
Visual/ Texture		Cat Scat Mats, Chicken wire, limestone, rough rocks, pine cones, etc	Deters cats from walking on these due to rough surfaces. Good for gardens.	\$	Amazon, Gardeners.com, Various	Local hardware
		Tinfoil flags, ribbed water bottles (full)	Reflective items can appear to cats as predators and scare them away.	\$/0	Various	Local hardware
NOTES		*Ensure wild catnip or spider plants aren't growing nearby as they attract cats. Sources of food and shelter also attract cats. Cat fencing works great to keep cats out or in: PuurfectFence.com EasyPetFence.com For more deterrent information, visit: www.allaboutanimalsrescue.org/stray-cats				Authored by Chris Shelton

Trap Neuter Return

- All About Animals Rescue Intro
- TNR at AAAR
- allaboutanimalsrescue.org



All About Animals Rescue

- Mission: No More Homeless Pets
- Affordable Spay/Neuter
- Nonprofit
- Last year: 36,492 spay/neuters; 7,766 TNRs; well over 300,000 sterilizations since forming in 2005, 50,000+ TNRs
- Spay/Neuter clinics –Warren and Flint
- Wellness Clinics – Auburn Hills and Detroit



Warren



Warren








Transports to Warren or Flint

- Auburn Hills
- Bay City
- Detroit zips 48206, 48208, 48209
- Lapeer
- Saginaw
- Utica



TNR Program Facts

- Certification
- Trap Loans
- Walk-in TNR/Scheduling
- Surgery Day
- After Care
- Sheltering
- Feeding
- Return to Field



Certification
\$25 TNR Package Includes:
Sterilization (8 weeks/2 lbs)
Mandatory ear tip
Rabies (>12 weeks old)

Available Services
\$15 FVRCP, FELV
\$25 FIV/FELV Combo Test
\$5 Capstar – live fleas
\$10 Fleas, Ticks, Lice
\$15 Fleas, Rounds/Hooks,
Mites & Heartworm
\$25 Microchip
Tapeworms
Convenia Antibiotic



Trap Loans
TNR/Vet visits
Tru-catch traps \$75
Forks/dividers \$22
3 traps up to 1 month
PLEASE return clean




Up to 3 cats per person/colony

Warren Walk-in
 8:00 am – 10 am
Preferred 9 am – 9:30 am
 Monday, Tuesday

Flint Walk-in
 8:30 am – 10 am
Preferred 8:30 am – 9 am
 Tuesday, Thursday

Pick up Warren & Flint
 7:15 am

Subject to change – check website




Home Calendar Adoption Spay-tacular Party 2021! Veterinary Services How to Help **Stray Cats** Spay Michigan



No More Homeless Pets
 To schedule a spay/neuter appointment for your pet, call us at
586.879.1745



Stray Cats 

[How To Help Home](#)
[About Volunteering](#)
[Before You Donate](#)
[Pets For Life](#)
[Leave a Legacy Gift](#)
[Shop to Help](#)

[Stray Cats Home](#)
[Community Cat Resources](#)

[Donate](#)

Check for Updates
<https://allaboutanimalsrescue.org/stray-cats>

Stray Cats
COVID-19 Updates – Things continue to change, please keep checking back for procedure and service updates.

To help the cats be more calm, cats must come in covered traps. One cat per trap. Sheets or bath towels work great as covers. Cats in carriers are not accepted. We loan traps.

WARREN



Transport Scheduling – Appt Required

Warren: Transports from Auburn Hills, Detroit
Zips 48206, 48208, 48209, Utica
586-879-1745, staff@allaboutanimalsrescue.org

Flint: Transports from Bay City, Lapeer, Saginaw
810-780-4978, flint@allaboutanimalsrescue.org



Surgery Day

One cat per trap
Covered
Clean
No breakfast or very small if TNRing that morning
Alert staff to injuries

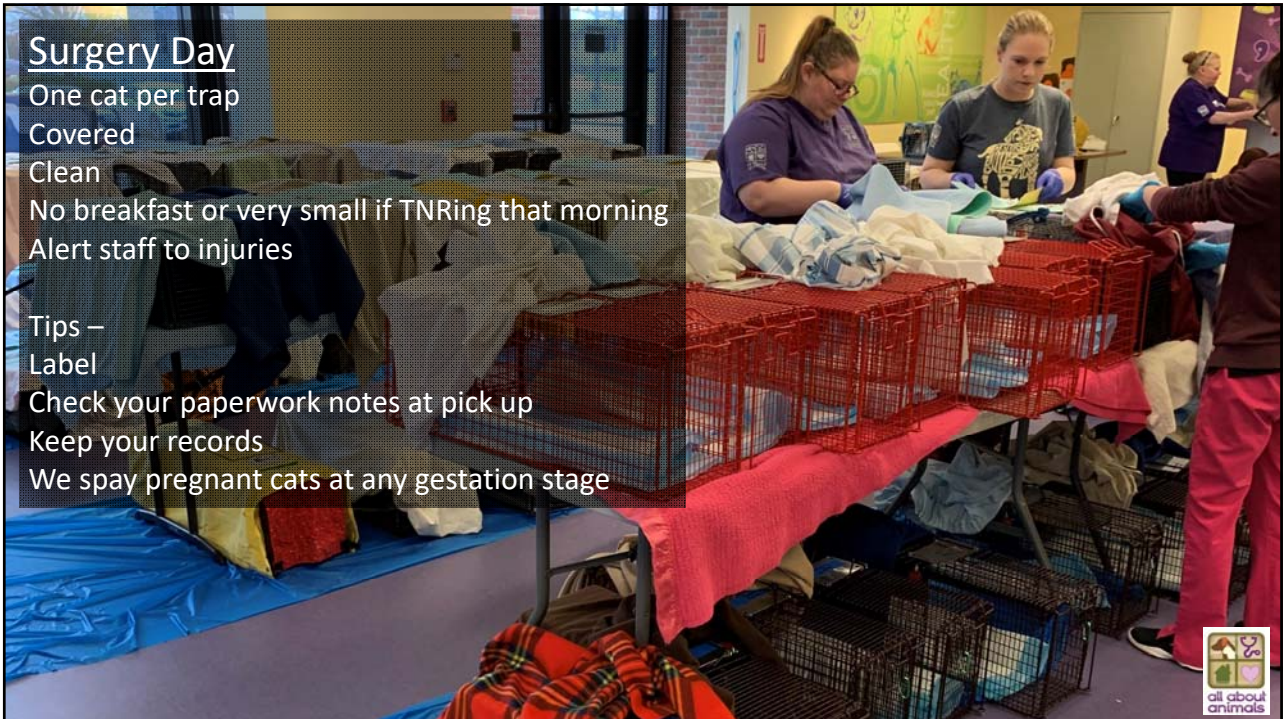
Tips –

Label

Check your paperwork notes at pick up

Keep your records

We spay pregnant cats at any gestation stage





After Care

Please read the
Post Surgery handout

General

1 night males
2 nights females
First night is with us

Tip

Puppy pads are awesome




Ongoing Care

Shelter
Food
Proactive Protection -
Make them invisible
Long term plan



Sheltering






Feeding Stations



Consider using an
immune booster




Vitamin C (Ascorbic w/Bioflaonoids)
Dosage:
62.5 mg - 250 mg per meal






Home Calendar Spay-tacular 2020! Adoption Veterinary Services How to Help Stray Cats **Spay Michigan**






all about animals
No More Homeless Pets
To schedule a spay/neuter appointment for your pet, call us at
586.879.1745



SPAY
michigan
1.888.5.SPAY.HELP

Donate
Newsletter Signup
Request Appointment



[How To Help Home](#)

[About Volunteering](#)

[Before You Donate](#)


Spay Michigan

Need low cost spay/neuter?

Don't live near Warren or Flint?

We have your solution!

All About Animals established a hotline for Michigan pet owners who need spay/neuter



all about animals



Questions? Contact
tnr@allaboutanimalsrescue.org
 Catherine Garrett
cgarrett@allaboutanimalsrescue.org

www.allaboutanimalsrescue.org

